

deSoutter
MEDICAL



CARDIO THORACIC POWER INSTRUMENTS

POWERED SAWS FOR REVISION

BATTERY



SDX-600
For primary sternotomies



RDX-600
For revision sternotomies
Available with sterile or
aseptic battery systems.
See pages 3 and 4.

AIR/NITROGEN



DPX-677
For primary sternotomies.
See pages 5 and 6.




DPX-170
For revision sternotomies.
See pages 6 and 7.



AND PRIMARY STERNOTOMIES

De Soutter offers a choice of three power source options - sterile battery, aseptic battery and air/nitrogen

- Class leading power to weight ratio.
- Proven quick change sternum guard mounting mechanism.
- Ergonomically sculptured handpieces designed for optimal user comfort and intuitive functionality.
- Fully machine washable.
- Progressive trigger function with quick action "safe" locking mode.
- Twist lock blade mounting mechanism.
- Versatility of inferior or superior approach.



- State of the art battery charging technology gives the OR team total confidence in the knowledge that each battery is always charged to its optimum capacity.
- Superior handpiece reliability is assured with high performance, brushless motor combined with hybrid motor control technology.

Sterile and Aseptic Battery Sternum



SDX-600
Reciprocating
Sternum Saw
handpiece



Standard length
sternum guard
Part No. 616203



Extended length sternum guard Part No. 622553


S P E C I F I C A T I O N

Instrument	Type Code	Order Code	Speed	Stroke	Power
Reciprocating Saw	SDX-600	1282994	0-14000 cpm	3.7 mm	9.6Vdc

Handpiece is supplied less sternum guard. Please specify from part numbers above.
See opposite for details of battery options.
See back page for range of saw blades.



RDX-600
Oscillating
Sternum Saw
handpiece



S P E C I F I C A T I O N

Instrument	Type Code	Order Code	Speed	Power
Oscillating Saw	RDX-600	1288214	0-14000 opm	9.6Vdc

See opposite for details of battery options.
See back page for saw blade options.

S T E R I L I S A T I O N C A S E


Sterile Order Code: 12580
Aseptic Order Code: 12590

DIN compatible
538 x 254 x 142 mm



Saw System

Loading and replacing the aseptic battery pack



Sterile scrub technician places aseptic battery shield onto the battery housing.



Circulating nurse presses the non sterile battery into the battery housing.



Circulating nurse removes the aseptic battery shield.



Sterile scrub technician closes battery housing lid and secures locking knob.



Sterile scrub technician locks aseptic battery housing into the handpiece.

BATTERIES

The sterile batteries are specifically designed to withstand flash sterilisation techniques. Extended autoclaving and drying cycles may reduce the capacity and life of the battery pack. If flash sterilisation is not permissible (please check your market requirements) then the use of aseptic batteries is strongly recommended.

The simple aseptic battery technique ensures the packs are maintained and used in their optimal condition. Battery management is readily supervised by the theatre staff as the battery charger can be safely placed within the OR.



SB-600
9.6Vdc NiCd
Sterile Battery Pack
Capacity 1200mAh
Order Code: 11630



SB-450
10.8Vdc NiMH
Sterile Battery Pack
Capacity 1000mAh
Order Code: 14500



AB-600
9.6V NiMH
Aseptic Battery Pack
Capacity 2100 mAh
Order Code: 11520



AH-610
Aseptic Battery
Housing
Order Code: 14430



AS-610
Sterile Shield
Order Code: 14420



AB-450
10.8V NiMH
Aseptic Battery Pack
Capacity 1000 mAh
Order Code: 14510



AH-450
Aseptic Battery
Housing
Order Code: 14520



AS-450
Sterile Shield
Order Code: 14530

BC-610 BATTERY CHARGER



CA-450
AB-450 battery
charging adaptor
Order Code:
14540

Order Code 14750

The BC-610 battery charger allows four batteries to be charged simultaneously.

The charger is easy to operate and provides the user with instantaneous information on a battery's charge status.

A simple display panel allows the user to quickly establish the status of the charging cycle and the general condition of the battery by illuminating a series of indicator bars when it has completed its charging cycle.

Once a battery pack is inserted into the charger it automatically carries out a full diagnostic check and selects the correct charging mode i.e. fast charge, trickle charge etc. The typical charging cycle for a used battery is 30 minutes.

Mains power cordsets - 3m long. Please specify option required.

UK	Order Code: 8290
Euro	Order Code: 8300
US/Canada	Order Code: 8310
Australia/N Zealand	Order Code: 8320
Swiss	Order Code: 14700



Air/Nitrogen Sternum Saw System



DPX-170
Oscillating Saw
handpiece

S P E C I F I C A T I O N

Instrument	Type Code	Order Code	Speed	Oscillating Arc	Operating Pressure
Oscillating Saw	DPX-170	223224	13000 opm	6°	6 - 7 bar

See back page for range of saw blades.



DPX-677
Reciprocating
Saw handpiece



Standard length
sternum guard
Part No. 616203



Extended length
sternum guard
Part No. 622553

S P E C I F I C A T I O N

Instrument	Type Code	Order Code	Speed	Stroke	Operating Pressure
Reciprocating Saw	DPX-677	226404	13000 cpm	3.7 mm	6 - 7 bar

Instrument is supplied less sternum guard. Please specify from part numbers above.
See back page for range of saw blades.

S T E R I L I S A T I O N C A S E

Designed to accommodate
Sternum Saw handpiece, Sternum Guards,
Accessories and Hose.

Order Code 9350
DIN compatible
538 x 254 x 142mm











The Wash Assist co-axial hose system is recommended where machine washing of air hoses is demanded.

By releasing the probe end from the hose, which is retained on the hose by a rubber strap, the two hose ends can be joined and sealed prior to machine washing.



WASH-ASSIST CO-AXIAL AIR HOSES

Probe Type	Hose Length			
	3 metre Part No.	4 metre Part No.	5 metre Part No.	
BOC MA7	13000	13100	13200	
A.O.	13010	13110	13210	
AGA	13020	13120	13220	
Draeger	13030	13130	13230	
Heyer *	13040	13140	13240	
Air Liquide *	13050	13150	13250	
DIN *	13060	13160	13260	
AGA Air *	13080	13180	13280	
Flowtech *	13070	13170	13270	
NPO5 *	13090	13190	13290	

* Made to special order.

HANDPIECE WASHING CAP


Prevents water entering the handpiece during washing prior to autoclaving.

Part No. 608073




Sternum Saw Blades

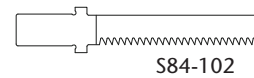
SDX-600 & DPX-677 RECIPROCATING BLADES



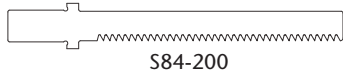
S84-100



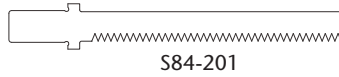
S84-101




S84-102



S84-200



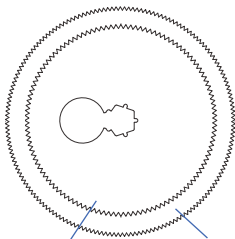
S84-201



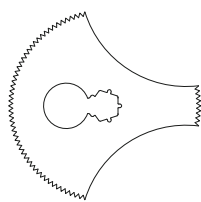
S84-202

Blade Part No.	Blade Thickness	Cut Thickness	Tooth Pitch
S84-100	0.8 mm	1.10 mm	1.4 mm (18 TPI)
S84-101	0.8 mm	1.10 mm	1.4 mm (18 TPI)
S84-102	0.6 mm	1.20 mm	1.4 mm (18 TPI)
S84-200	0.8 mm	1.10 mm	1.4 mm (18 TPI)
S84-201	0.8 mm	1.10 mm	1.4 mm (18 TPI)
S84-202	0.6 mm	1.20 mm	1.4 mm (18 TPI)

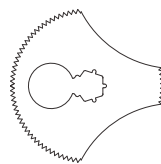
DPX-170 OSCILLATING BLADES



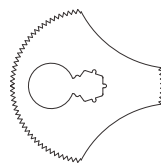
S81-101



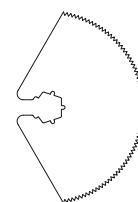
S81-102



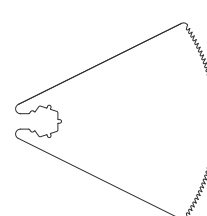
S81-105



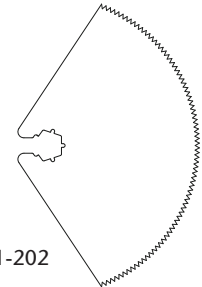
S81-106



S81-201



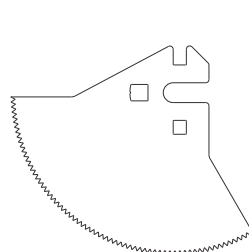
S81-200



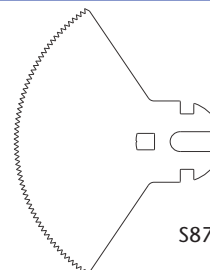
S81-202

Part No.	Blade Thickness	Cut Thickness	Tooth Pitch	Useable Length	Blade Width
S81-106	0.5 mm	1.0 mm	1.6 mm (16 TPI)	16 mm	25 mm
S81-105	0.5 mm	1.0 mm	1.8 mm (14 TPI)	23 mm	32 mm
S81-101	0.5 mm	1.0 mm	1.8 mm (14 TPI)	23 mm	32 mm
S81-102	0.5 mm	1.0 mm	1.5 mm (17 TPI)	29 mm	38 mm
S81-200	0.5 mm	0.9 mm	1.4 mm (18 TPI)	43 mm	57 mm
S81-201	0.5 mm	0.9 mm	1.3 mm (20 TPI)	18 mm	32 mm
S81-202	0.5 mm	0.9 mm	1.6 mm (16 TPI)	36 mm	50 mm

RDX-600 OSCILLATING BLADES



S87-120



S87-121

Part No.	Blade Thickness	Cut Thickness	Tooth Pitch	Useable Length	Blade Width
S87-120	0.5 mm	1.0 mm	1.6 mm (16 TPI)	34 mm	82 mm
S87-121	0.5 mm	1.0 mm	1.6 mm (16 TPI)	34 mm	82 mm

De Soutter Medical Limited

Halton Brook Business Park, Weston Road,
Aston Clinton, Aylesbury, Bucks HP22 5WF. UK
tel: +44 (0) 1296 634 000 fax: +44 (0) 1296 634 033
e-mail: info@de-soutter.com web: www.de-soutter.com

De Soutter Medical Australia Pty Ltd

2/12-14 Apollo Drive, Hallam, Victoria 3803
tel: 03 9702 4441 fax: 03 9702 4484
e-mail: australia@de-soutter.com
web: www.de-soutter.com